

## Fig. 953, 953G Cast Iron with Double Regulating Feature

### FEATURES AND BENEFITS

- Robust iron body materials for long service life
- Precise flow regulation
- Flanged with handwheel – easy to install and operate
- Positive flow control at all handwheel settings

### MATERIAL SPECIFICATION

Component	Material	Specification	
		BS EN	ASTM
Body	Ductile Iron		
Shaft	Stainless Steel	10088-1 X17CrNi16-2	AISI 431
Disc	Aluminium Bronze	1982 CC333G	B148 C95800
Disc	Stainless Steel	10270 X10CrNi18-8	A276 304
Liner	EPDM		
Bearings	PTFE Coated Steel		



### PRESSURE/TEMPERATURE RATING

EPDM Seat  
16 bar from -10 up to 120°C

### SERVICE RATING

Suitable for Chilled Water, LTHW and MTHW

### TEST PRESSURES

Shell: 24 bar  
Seat: 17.6 bar

### SPECIFICATION

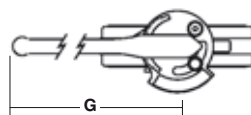
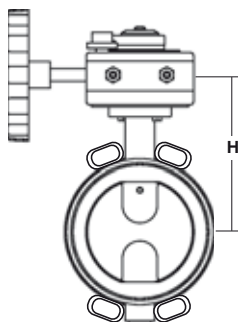
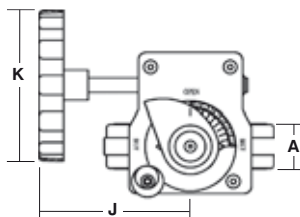
Valves up to and including 200mm can be supplied lever operated or fully enclosed gear operated.

All operators fitted with double regulating feature.

Flow charts available.

Note: Butterfly valves should not be less than 30° open when used for regulation duties.

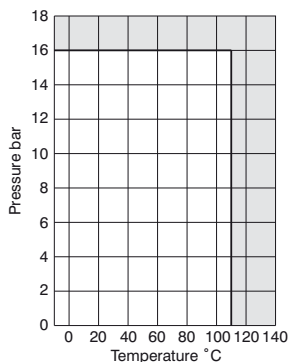
### DIMENSIONAL DRAWINGS



### DIMENSIONS AND WEIGHTS

Nom Size	mm	50	65	80	100	125	150	200	250	300
A	mm	43	46	46	52	56	56	60	68	78
F*	mm	264	272	279	301	314	345	369	-	-
G	mm	250	250	250	250	250	315	315	278	281
H	mm	182	190	197	219	232	254	278	281	306
J	mm	123	123	123	123	123	123	123	228	228
K dia	mm	125	125	125	125	125	125	125	300	300
Weight (953W)	kg	4.1	4.9	5.2	6.5	8.5	11.4	16	-	-
Weight (953WG)	kg	4.9	5.7	6.0	7.3	9.3	12	16	29	41

\*F dimension is centre of valve to maximum lift of lever



For Commissioning Valve Coefficients please refer to pages 49-51.

Every effort has been made to ensure that the information contained in this publication is accurate at the time of publishing. Hattersley Ltd assumes no responsibility or liability for typographical errors or omissions or for any misinterpretation of the information within the publication and reserves the right to change without notice.