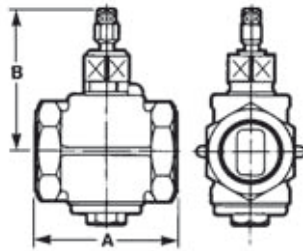


## Fig. 170M (Screwed), 171M (Flanged) Cast Iron HNH-Milliken - Short Pattern, Reduced Bore

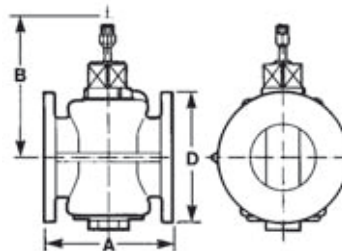
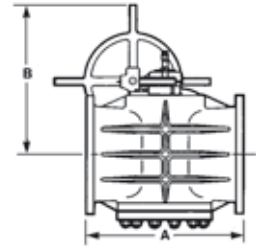
### FEATURES AND BENEFITS

- Sealing compound effects a completely leak tight seal.
- When open - presents a straight through passage in line with pipeline
- Stops flow after 90° turn

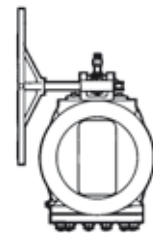
### DIMENSIONAL DRAWINGS



170M - Sizes 1" to 4"



171M - Sizes 1" to 8"



171MG\* - Sizes 6" to 24"  
supplied with fully enclosed gearing

### DIMENSIONS AND WEIGHTS

#### Dimensions 170M and 171M

Nom Size	mm	25	32	40	50	65	80	100	125	150	200
	in	1	1 1/4	1 1/2	2	2 1/2	3	4	5	6	8
A (170M)	mm	92	102	111	152	165	187	225	-	-	-
A (171M)	mm	102	111	118	178	190	203	225	254	267	292
	in	4	4 3/8	4 5/8	7	7 1/2	8	9	10	10 1/2	11 1/2
B	mm	103	108	119	127	197	206	254	270	298	327
D Flanged ANSI 125	in	4 1/4	4 5/8	5	6	7	7 1/2	9	10	11	13 1/2
Wrench (screwed)		G	G	J	J	L	L	O	-	-	-
Wrench (flanged)		G/C	G/C	J/C	J	L	L	O	P	P	Q
Weight (screwed)	kg	1.7	1.9	2.4	4.3	6.6	10	21	-	-	-
Weight (flanged)	kg	2.9	4.2	5.0	8.2	11	17	24	44	57	77

### DETAILS OF TAPPED HOLES

The close proximity of the flange to the body does not allow room for all bolt holes to be drilled through. These holes are drilled and tapped as follows:

Valve size	Tapped
125mm	M16
150 to 200mm	M20
250 to 300mm	M24

#### Dimensions 171MG (with gear unit)

Nom Size	mm	150	200	250	300	400	450	500	600
	in	6	8	10	12	16	18	20	24
A	mm	267	292	330	356	762	864	914	1067
B	mm	380	473	532	576	738	802	843	914
D Flanged ANSI 125	in	11	13 1/2	16	19	23 1/2	25	27 1/2	32
Weight	kg	71	95	163	224	558	625	1190	1610

Every effort has been made to ensure that the information contained in this publication is accurate at the time of publishing. Hattersley Ltd assumes no responsibility or liability for typographical errors or omissions or for any misinterpretation of the information within the publication and reserves the right to change without notice.